
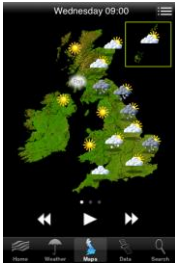
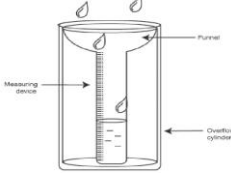

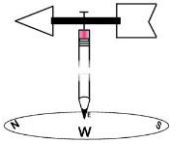






Year 1 Autumn Term (ii) We are Weathermen



Science Unit covered:	Geography	DT/STEM
<p>Sensing Seasons Making rain gauges Collecting in rain gauge data. What do we wear at different times of the year? What can we see/hear that tells us the seasons are changing? How can we What does different weather feel like?</p> 	<p>Identify seasonal and daily weather patterns in the United Kingdom Use basic geographical vocabulary to refer to: Weather</p> 	<p>Pupils learn how to assembly and join different components. Children to design and make something to capture rain. Children to draw and model the rain gauge to ensure that it meets the criteria. Children to discuss and create the rain gauge using waterproof materials (for the rain) Children to consider what weather it has to withstand and how it will stay upright. Children to look at existing rain gauges and discuss how these meets their criteria Children to evaluate the success of their rain gauges and see if they managed to collect rain How could we make our gauges stronger with different materials?</p> 
PE:	<p>Eco Curriculum:</p>	
<p>Gymnastics: - Copies and explores basic actions (rolling, jumping, travelling and balancing) with some control and coordination. - Creates sequences on the floor and equipment safely</p> 	<p>Key Aspects: School Grounds and biodiversity Biodiversity within school grounds and how it changes through the seasons</p>	
Wild Tribe	Music/Computing Unit covered:	RE
<p>Wind Vein Weather wheels</p> 	<p>Charanga</p> 	<p>Belonging 1.10 What does it mean to belong to a faith community? (thematic) God 1.1 What do Christians believe God is like?</p>
		PSHE:
		<p>Jigsaw: Celebrating Difference Topic linked: How to look after your self</p> 

Respect Excellence Friendship